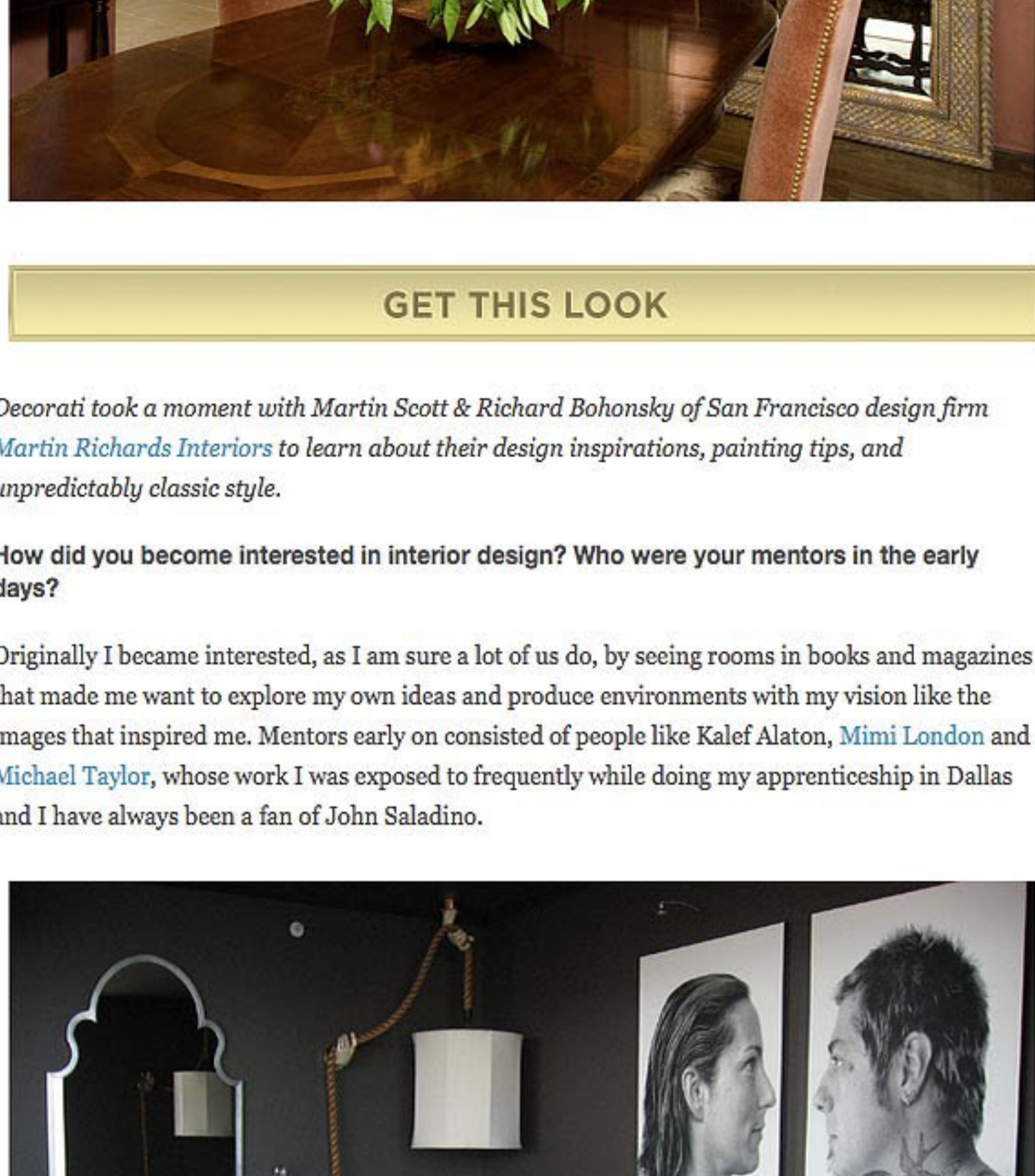


MARTIN RICHARDS designs spaces that defy convention and "ignite wonder and curiosity."

Wonder WALLS

Wonder Walls: Martin Richards Interiors

POSTED ON DEC 15, 2009 BY DECORATI



GET THIS LOOK

Decorati took a moment with Martin Scott & Richard Bohonsky of San Francisco design firm [Martin Richards Interiors](#) to learn about their design inspirations, painting tips, and unpredictably classic style.

How did you become interested in interior design? Who were your mentors in the early days?

Originally I became interested, as I am sure a lot of us do, by seeing rooms in books and magazines that made me want to explore my own ideas and produce environments with my vision like the images that inspired me. Mentors early on consisted of people like Kalef Alaton, [Mimi London](#) and [Michael Taylor](#), whose work I was exposed to frequently while doing my apprenticeship in Dallas and I have always been a fan of John Saladino.



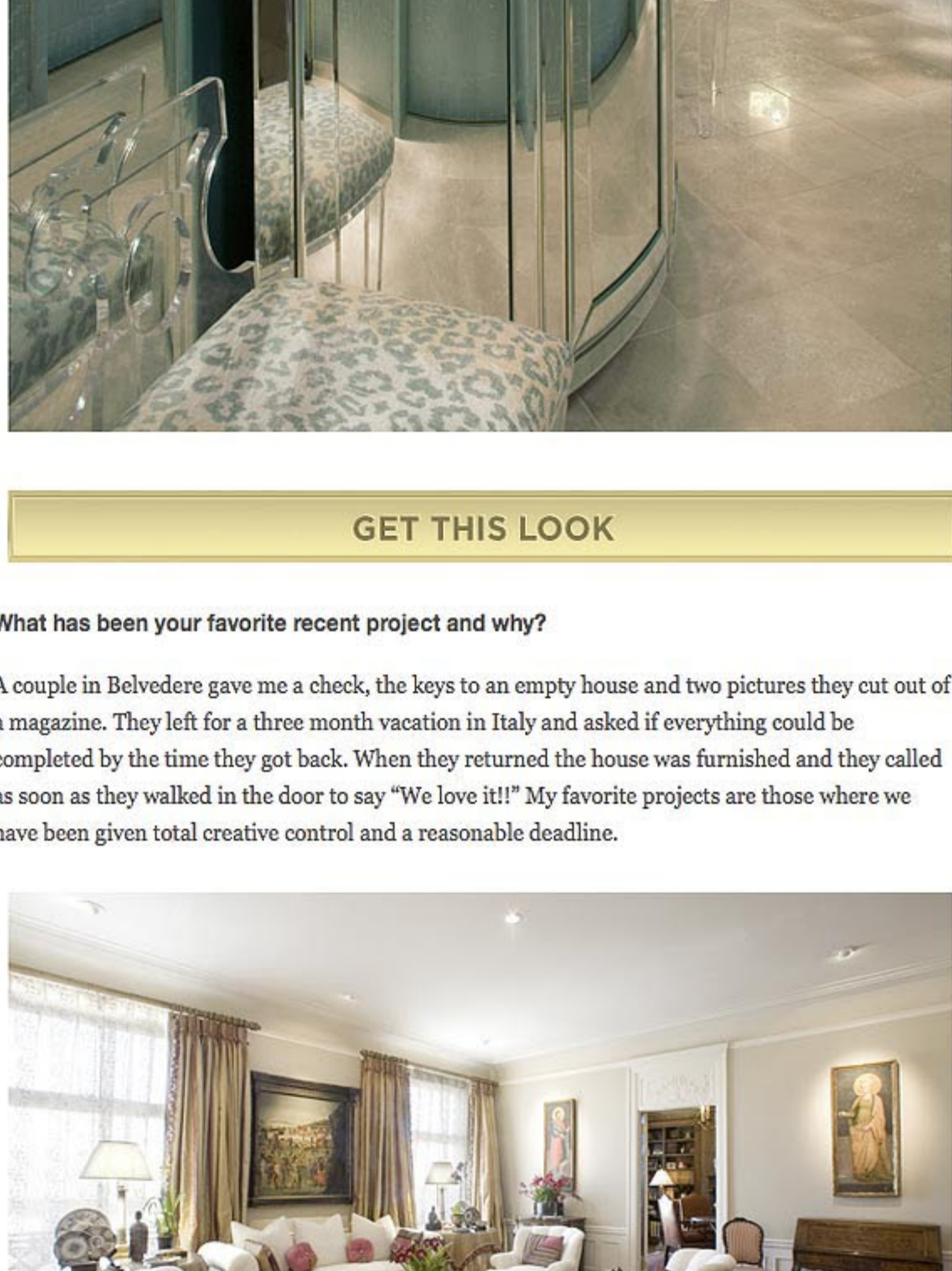
How would you describe your design style?

I always love this question. I like to design spaces that defy convention and ignite wonder and curiosity. Sometimes it is challenging to accomplish this in every project as it depends on the clients comfort zone but there always has to be an element of surprise. I like to say that the Martin Richards Interiors style is unpredictable yet classic.



Why do you think a well chosen paint color is critical to the success of a room design? What are the top three factors you take into consideration when choosing a paint color?

The wall color in a room becomes the backdrop for everything that will be played against it, including the inhabitants. It is the shell of the room and it is a good starting point in the design process. My three top factors for choosing color are: Is it a color that will change the mood of the room from day to night? Is it a color that will absorb light in the room, or reflect it? Will the color have longevity?



GET THIS LOOK

What has been your favorite recent project and why?

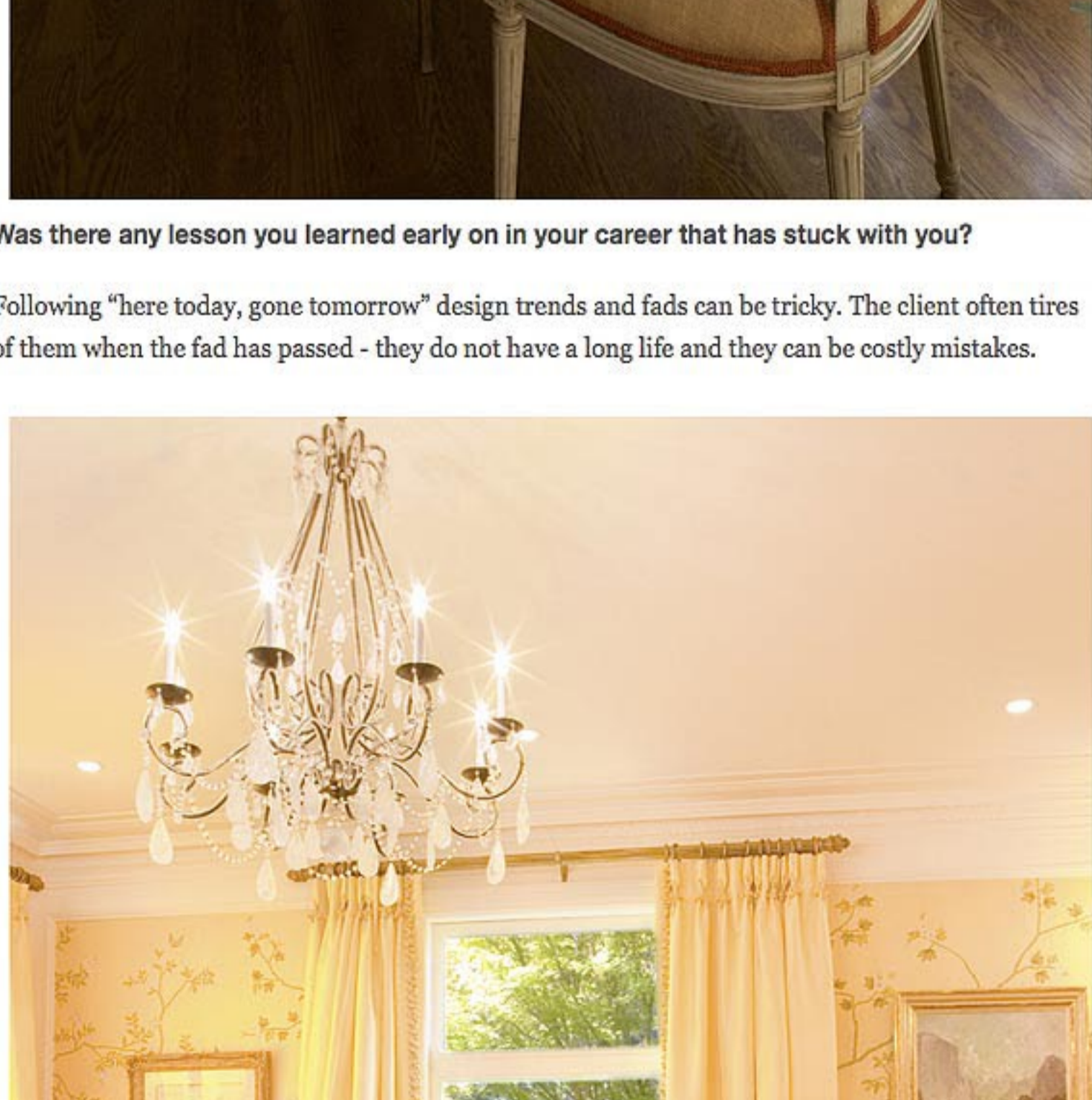
A couple in Belvedere gave me a check, the keys to an empty house and two pictures they cut out of a magazine. They left for a three month vacation in Italy and asked if everything could be completed by the time they got back. When they returned the house was furnished and they called as soon as they walked in the door to say "We love it!!" My favorite projects are those where we have been given total creative control and a reasonable deadline.



GET THIS LOOK

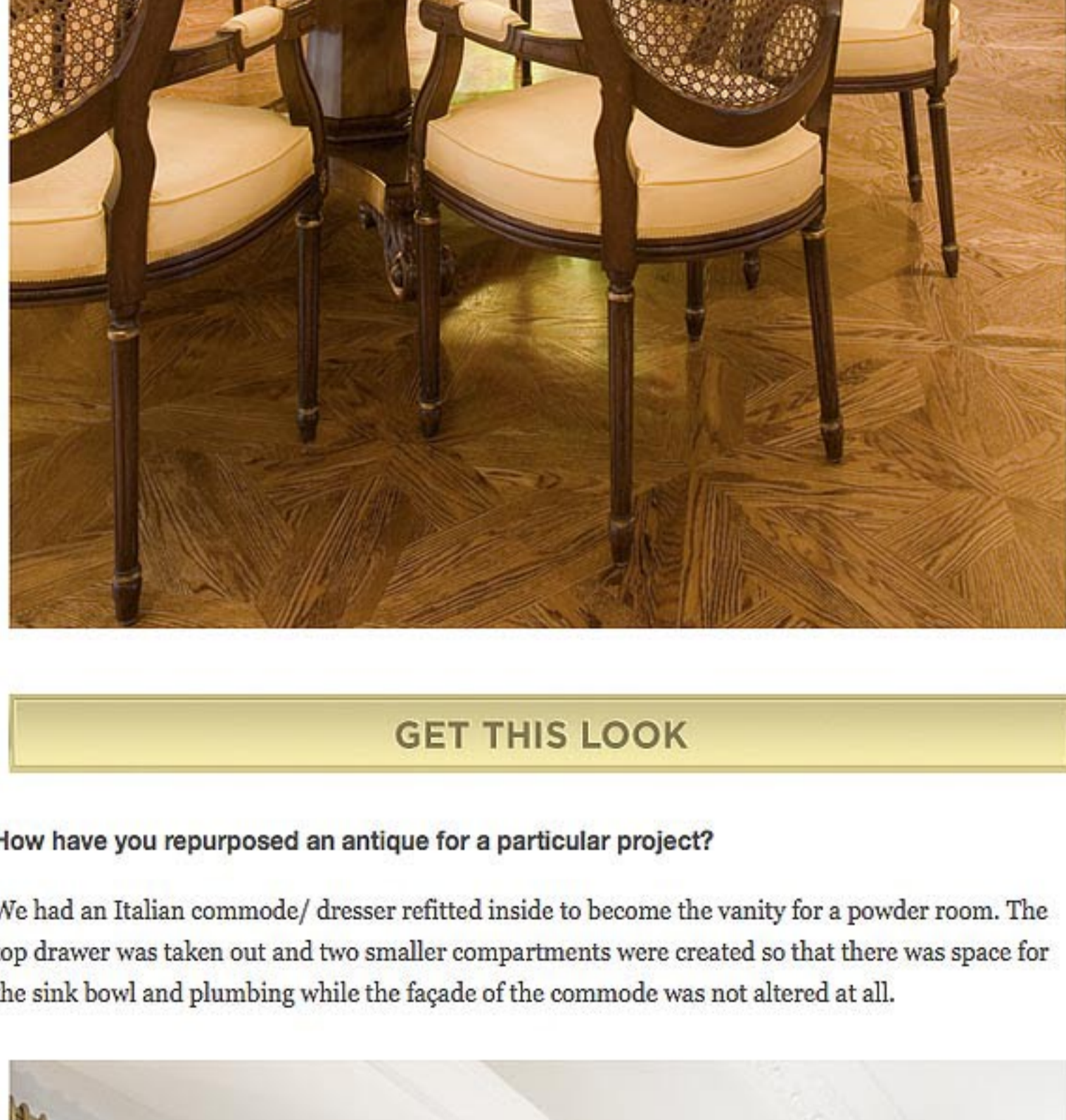
What was your most challenging project and why?

We did a 10,000 square foot house that required the installation of a new elevator, redesigning the entire bottom floor to make it into living space that worked with the rest of the house, a total remodel on 2 floors, exterior structural work, completed it all in less than a year and met the deadline. Yikes!!



Was there any lesson you learned early on in your career that has stuck with you?

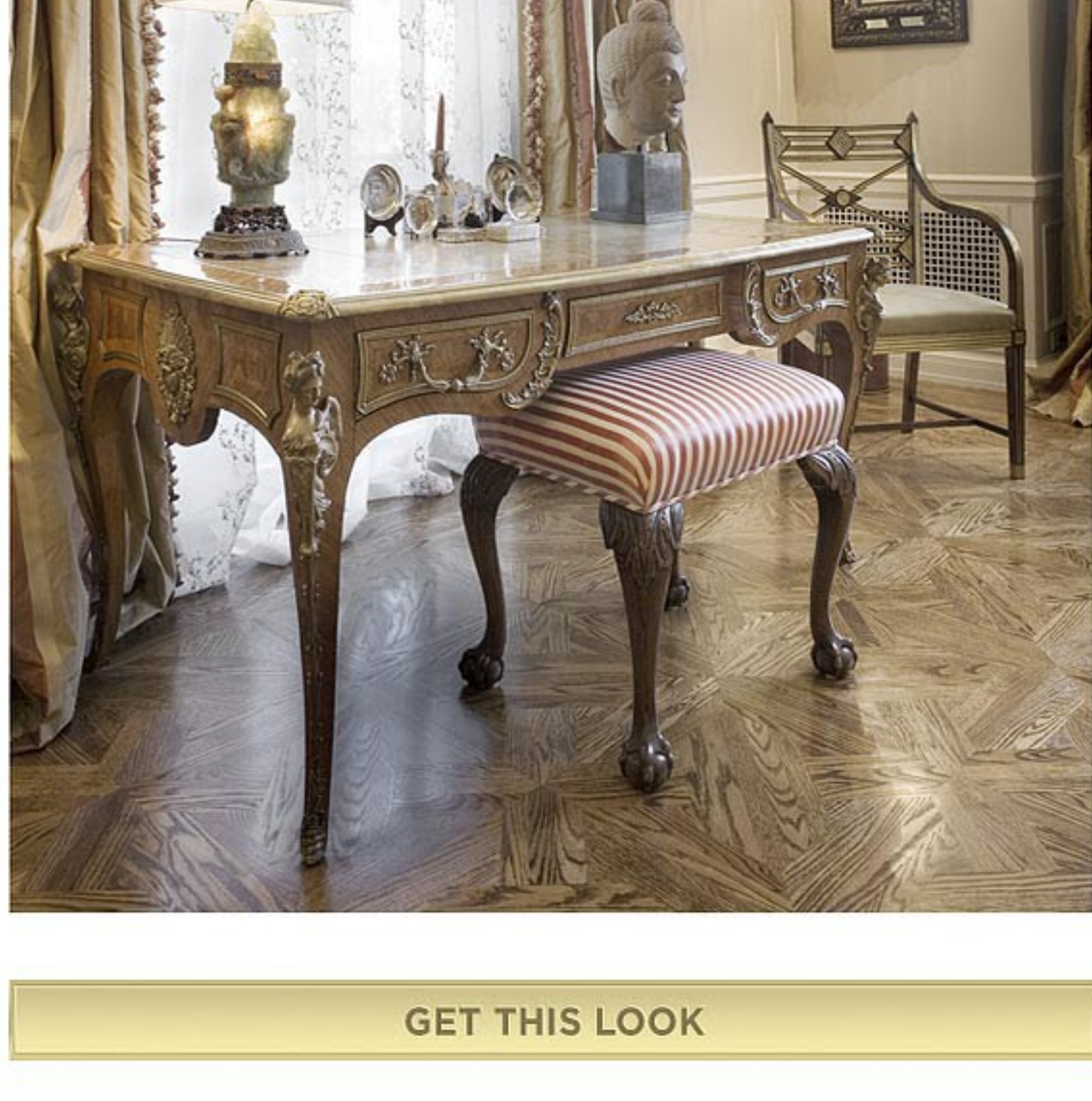
Following "here today, gone tomorrow" design trends and fads can be tricky. The client often tires of them when the fad has passed - they do not have a long life and they can be costly mistakes.



GET THIS LOOK

How have you repurposed an antique for a particular project?

We had an Italian commode/ dresser refitted inside to become the vanity for a powder room. The top drawer was taken out and two smaller compartments were created so that there was space for the sink bowl and plumbing while the façade of the commode was not altered at all.



GET THIS LOOK

What is the ultimate goal of all your projects?

I want all of our projects to create an environment for the client that will suit their lifestyle and reflect their personality but still have the Martin Richards Interiors stamp. I always strive for Martin Richards Interiors to forge long-term working relationship with every client and we have been lucky to work with almost all of our clients on multiple projects.

